

ezstreetasphalt.com

**THE
FUTURE OF
ASPHALT
IS AMBIENT[®]**

IT'S NOT COLD MIX, HERE'S WHY...

- + **Guaranteed Permanent**
- + **Works in Water & All Weather**
- + **Bonds to Asphalt and Concrete**
- + **Instantly Traffic-Ready**
- + **"Throw & Go" Approved**
- + **Stockpiles for Months**
- + **No Mixing, No Tack**
- + **Always Workable**



RETHINK YOUR ASPHALT

EZ Street is a technologically advanced, all-temperature asphalt. It's ready to go right out of the bag, or off the stockpile, without heat, or any special treatment.

Our customers apply EZ Street as a simple, cost-saving, permanent solution to a resourceful spectrum of asphalt and road work, including paving.

50^{LB} BAGS

BULK

Loose Bulk & 1 Ton Sacks

Coverage Guide



1 ton = 20 square yards
2 tons = 40 square yards
10 tons = 200 square yards

(Approximately 100 lbs per square yard)

When EZ Street is stocked in 50 ton, six foot high mounds, a temporary crust forms, preserving workability for a minimum of six months. Simply "fluff" the crust with your loader, and it's re-absorbed into the stockpile, good as new.

HOW IT WORKS

Sweep

Sweep out loose debris, dust, rocks—if it's not fixed to the road, your patch won't be either. (Water can stay.)



Fill

Fill the pothole to one inch above the surrounding surface. For craters deeper than four inches, apply EZ Street in two inch lifts, compacting each layer before applying the next.



Compact

Shovels work. Tamps are good too. But the easiest method is simply driving over the repair a few times, until it's just about level with the road. Traffic will provide secondary compaction.



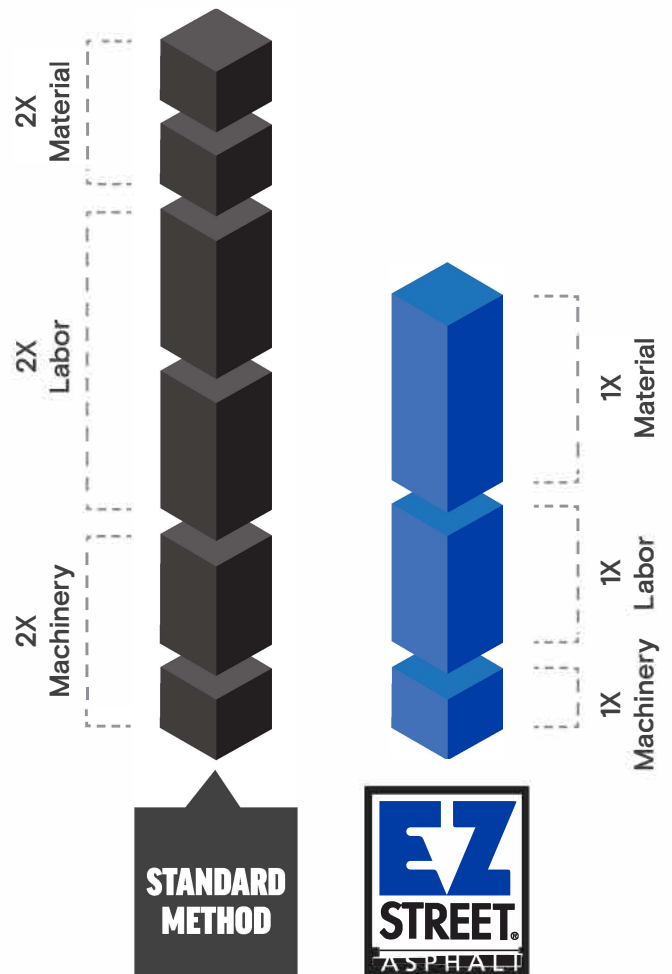
*When applied properly, EZ Street repairs will outlast the surrounding hot mix

SAVE TIME & MONEY

Permanent, all temperature, asphalt means done is done. No more hot-mix sized crews...or second trip to the patch.

Cost Comparison

Cold & Hot Mix vs. EZ Street Ambient® Asphalt



IT'S THAT EZ!

Estimate your next project at ezstreetcalculator.com

IT'S EZ STREET ALWAYS WORKABLE



Potholes
Utility Cuts
Overlays
Edge Repairs
Manhole/Valve/
Drain Surrounds



WORKS IN
WATER

GENERAL INFORMATION

EZ Street is a ready to use, high performance, polymer-modified, asphalt capable of providing a cost effective, simple and permanent solution to a variety of applications.

EZ Street asphalt has an extended stockpile life while retaining excellent workability.

EZ Street applications should have an equivalent or extended life expectancy in comparison to hot mix asphalt.

Proper installation is the key to the longevity of any EZ Street application and helps to ensure the maximum performance for your EZ Street material.

FAQS

HOW DO I APPLY EZ STREET ASPHALT TO A POT HOLE FILLED WITH WATER?

Just throw EZ Street asphalt directly into the water filled hole. EZ Street asphalt will displace the water. Then, compact the EZ Street asphalt with a shovel or car tire. Leave a slight crown on the patch because it will compact a little more as traffic goes over it.

HOW LONG DOES EZ STREET ASPHALT STAY WORKABLE IN A STOCKPILE?

EZ Street asphalt is guaranteed to stay workable in a stockpile for at least 6 months in a 50-ton pile stacked 6' high. But we've had smaller stockpiles last over a year outside. If you leave the stockpile undisturbed for a long period of time, a protective crust may form over the pile. This is a built-in mechanism to prevent premature hardening of your stockpile. If this happens, simply have your loader "fluff up" the material prior to loading the truck. This will rejuvenate the EZ Street asphalt.

WHAT'S SO SPECIAL ABOUT THE EZ STREET BAG?

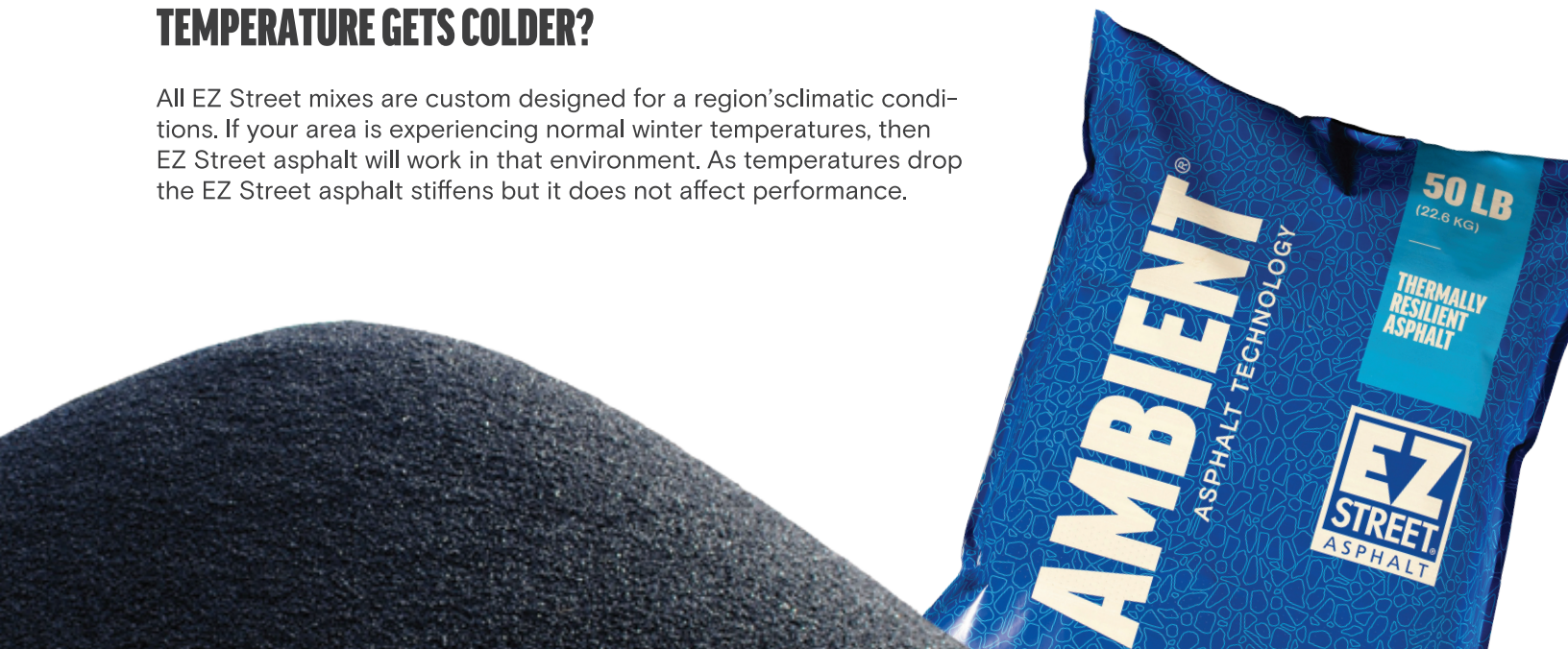
The EZ Street bag is made of durable poly-vinyl that helps prevent breakage a first in the industry. EZ Street asphalt lasts for at least a year in the bag.

DOES EZ STREET GET HARDER TO WORK WITH AS THE TEMPERATURE GETS COLDER?

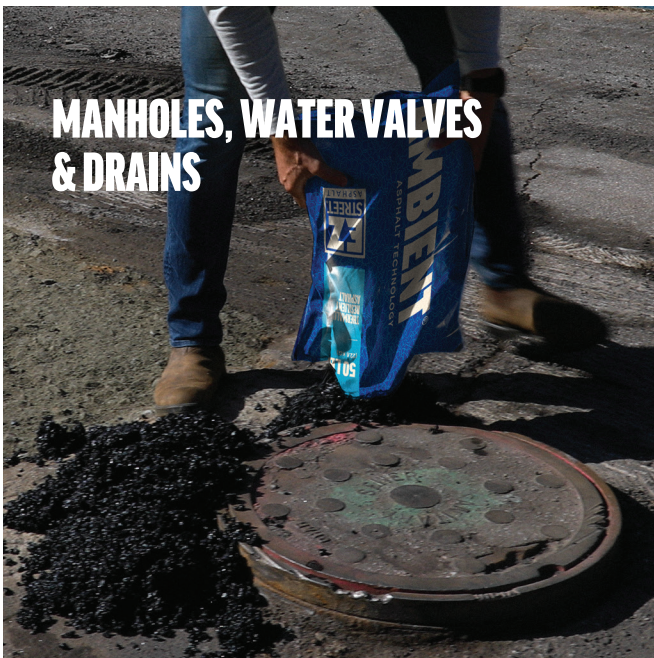
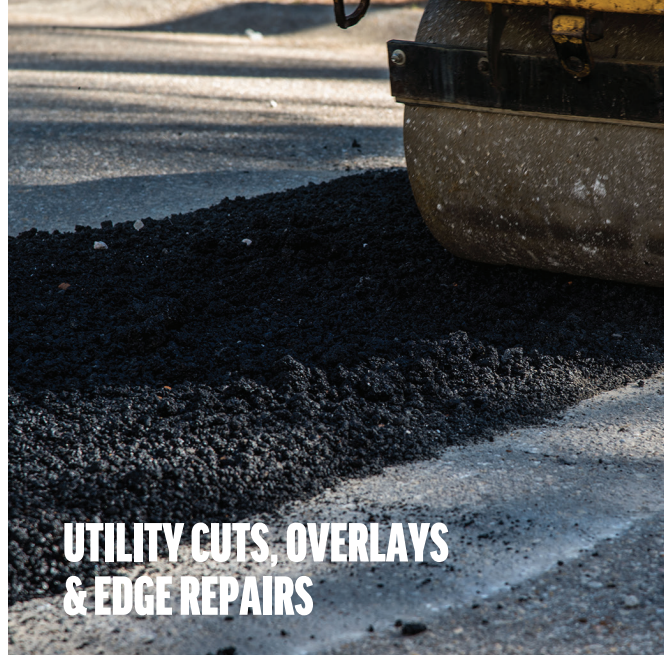
All EZ Street mixes are custom designed for a region's climatic conditions. If your area is experiencing normal winter temperatures, then EZ Street asphalt will work in that environment. As temperatures drop the EZ Street asphalt stiffens but it does not affect performance.

AMBIENT[®]

ASPHALT TECHNOLOGY

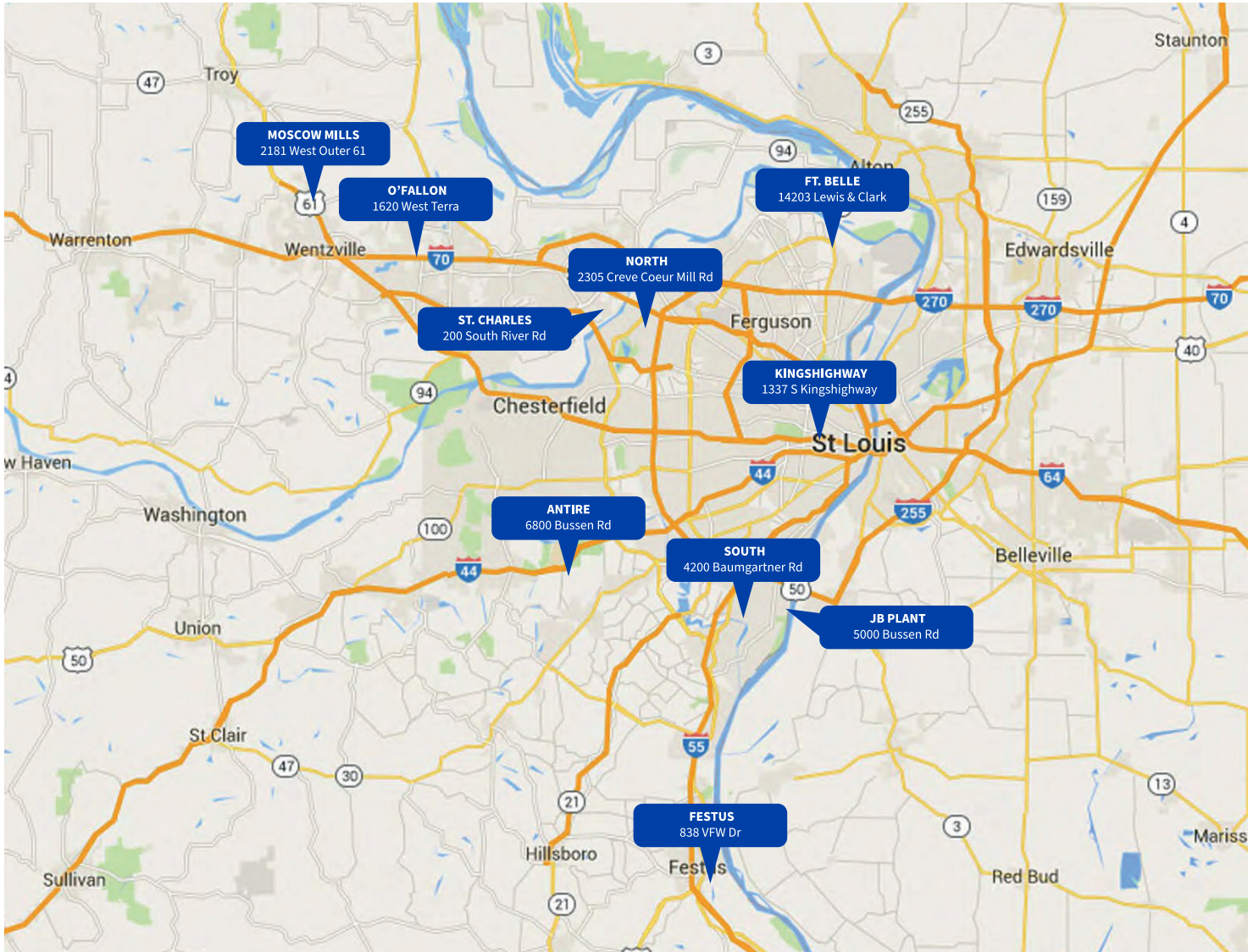


APPLICATIONS



Ambient[®]
ASPHALT TECHNOLOGY





New Frontier Materials
2300 Creve Coeur Mill Road
Maryland Heights, MO 63043

Kevin Giese
314-415-0749

klgiese@newfrontiermaterials.com



NEW FRONTIER
MATERIALS

One Call Gets It All

Quotes, Orders & Scheduling
www.newfrontiermaterials.com
www.ezstreetasphalt.com